



Fan Speed Switch

RAB91

Simple fan speed switch with three speed-levels (0-I-II-III)

Use

The RAB91 is used in heating or cooling systems to select the fan speed. Typical use can be in commercial, residential or light industrial buildings.

Mechanical design

The unit consists of a base plate and a top cover.
The fan speed can be selected with a 4-position-slider-switch (0-I-II-III).

Accessories

Functionality	Order number (ASN)
Adapterplate 120 x 120 mm for 4" x 4" conduit boxes	ARG70
Adapterplate 96 x 120 mm for 2" x 4" conduit boxes	ARG70.1

Notes

The unit can be fitted to most commercially available recessed conduit boxes or directly on the wall.



Caution: 250 V!

Only authorized personnel may open the unit to perform service.
The unit must be isolated from the mains supply before opening.

When installing the unit, fix the base plate first then hook on the fan speed switch body and make the electrical connections. Then fit the cover and secure it (also refer to separate mounting instructions).

The fan speed switch must be mounted on a flat wall.
The local electrical regulations must be complied with.



Warning!

No internal line protection for supply lines to external consumers (Q1, Q2, Q3)

Risk of fire and injury due to short-circuits!

- Adapt the line diameters as per local regulations to the rated value of the installed overcurrent protection device.

Maintenance

The fan speed switch is maintenance-free. The housing is plastic.

Ordering

Type (ASN)	Part number (SSN)	Description
RAB91	S55770-T231	Room thermostat RAB91



Disposal



The devices are considered electronics devices for disposal in term of European Directive 2012/19/EU and may not be disposed of as domestic waste.

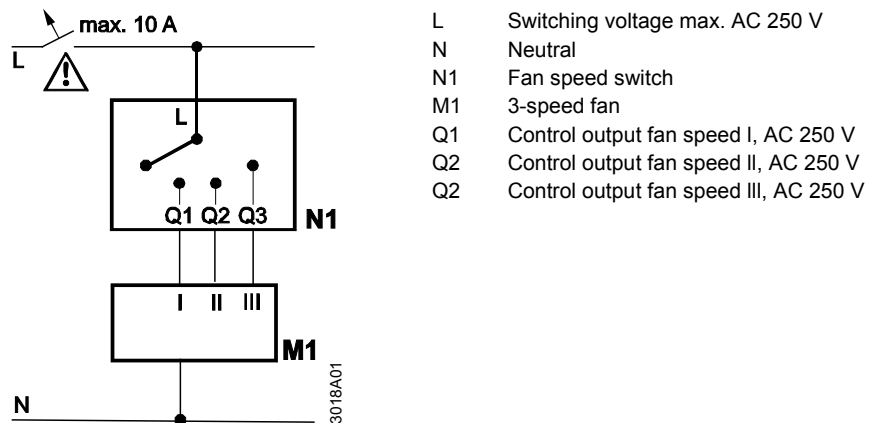
- Dispose of the device via the channels provided for this purpose
- Comply with all local and currently applicable laws and regulations.

Technical data

Power supply		Switching capacity	
		Voltage	AC 24...250 V
		Current	0.2...6(2.5) A
		Frequency	50 or 60 Hz
		No internal fuse	
		External preliminary protection with max. C 10 A circuit breaker in the supply line required under all circumstances	
		Screw terminals for	2 x 1.5 mm ² (min. 0.5 mm ²)
Environmental conditions	Operation		According to IEC 60721-3-3
	Climatic conditions	Class 3K5	
		Temperature	-10...+50 °C
		Humidity	<95 % r.h.
		Pollution degree	normal, according to EN 60730-1
		Transport / Storage	to IEC 60721-3-2
		Climatic conditions	Class 2K3/1K3
		Temperature	-20...+50 °C
		Humidity	<95 % r.h.
		Mechanical conditions	Class 2M2
Industry standards	EU Conformity (CE)		CE1T3015xx ^{*)}
	RCM Conformity		CE1T3015en_C1 ^{*)}
	Safety standard		II to EN 60730-1
	Degree of protection of housing		IP30 to EN 60529
Environmental compatibility	The product environmental declaration CE1E3561 ^{*)} contains data on environmentally compatible product design and assessments (RoHS compliance, materials composition, packaging, environmental benefit, disposal).		
Mechanical design	Weight		0.12 kg
	Colour		white, NCS S 0502-G (RAL 9003)

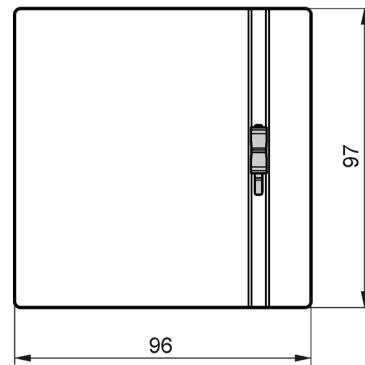
*) The documents can be downloaded from <http://siemens.com/bt/download>.

Connection diagram

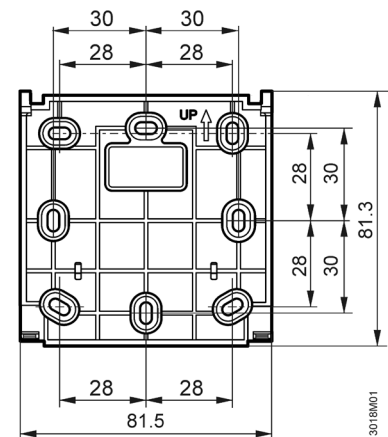


Dimensions

Room thermostat



Base plate



Remarks

Heating:

Because of the unavoidable self heating effects of the electrical current, any loads of more than 3 Amperes connected to the unit can influence the control behavior and temperature accuracy in a negative way.

Cooling:

Because of the unavoidable self heating effects of the electrical current, any loads of more than 1 Amperes connected to the unit can influence the control behavior and temperature accuracy in a negative way.